

[γ -Fe₂O₃-HAp-(CH₂)₃-NHSO₃H] nanoparticles as a highly efficient and magnetically separable catalyst for green one-pot synthesis of 4(3H)-Quinazolinones

M. Dadgar^{*}; N. Milani Kalkhorani

Department of Applied Chemistry, Faculty of Science, Islamic Azad University, South Tehran Branch, Tehran, Iran

Received 22 April 2015; revised 20 August 2015; accepted 02 September 2015; available online 20 October 2015

ABSTRACT: Quinazolinone derivatives are essential units in a wide range of relevant pharmacophores with a broad spectrum of abilities. Due to their wide range of pharmacological and therapeutic activities including anticonvulsant, anti-inflammatory, hypolipidemic, anticancer, and anti-ulcer, the synthesis of quinazolinone moieties as a privileged class of fused heterocyclic compounds, have received much attention. An efficient and one-pot three components route was developed for the synthesis of 4(3H)-quinazolinones using commercially available starting materials. In order to synthesis of target compounds in good to excellent yields, a reaction between isatoic anhydride, acylchlorides, and amines in the presence of propylsulfamic acid functionalized magnetic hydroxyapatite nanoparticle [γ -Fe₂O₃-HAp-(CH₂)₃-NHSO₃H], as a highly efficient and magnetically separable Brønsted acid catalyst, was performed. The organic layer was dried over anhydrous Na₂SO₄ and filtered. The filtrate was concentrated under vacuum and the residue was recrystallized from 96% EtOH to give 2, 3-disubstituted 4-(3H)-quinazolinone derivatives in high yield. The reaction condition including the solvents, the amount of [γ -Fe₂O₃-HAp-(CH₂)₃-NHSO₃H], reaction time and required temperature was optimized.

Keywords: Amines; Hydroxyapatite nanoparticle; Isatoic anhydride; 4(3H)-Quinazolinones; Multicomponent reactions; Propylsulfamic acid.

INTRODUCTION

Quinazolinone derivatives are essential units in a wide range of relevant pharmacophores with a broad spectrum of abilities [1-3]. Due to their wide range of pharmacological and therapeutic activities including anticonvulsant [4], anti-inflammatory [5], hypolipidemic [6], anticancer [7], and anti-ulcer [8], the synthesis of quinazolinone moieties as a privileged class of fused heterocyclic compounds [9], have received much attention. In recent years, several synthetic methods have been applied for the synthesis of 4(3H)-quinazolinone derivatives in which the condensation of a 2-aminobenzoic acid or its derivatives with amides has been mentioned as the most common synthetic approach. Various methods which have been recently

applied for the synthesis of target compounds involve the cyclocondensation of different substrates [10], multi-step reactions under microwave irradiation [11] or in ionic liquids [12, 13], and also there are some reports on metal catalyzed examples [14, 15]. Meanwhile, there are some methods have been reported for the one-pot synthesis of 4(3H)-quinazolinone derivatives using isatoic anhydride-anthranilic acid, ortho esters and amines [16]. Based on our knowledge, a few reports has been reported on the one-pot synthesis of 4(3H)-quinazolinones using acyl halides as a starting material [17-22]. However, some of the reported pathways have some drawbacks such as low yields, long reaction times, high temperature and harsh reaction conditions, difficult and time consuming work-up, and use of expensive reagents and catalysts. Therefore, the development of a novel and efficient methodology for the synthesis of 4(3H)-quinazolinones is in demand. Recently, metal nanoparticles have

✉ *Corresponding Author: Mohsen Dadgar
Email: mdadgar@azad.ac.ir
Tel.: (+98) 21 33722831
Fax: (+98) 21 33717140

received much attention and they have been applied in many fields of sciences [23-25]. Additionally, due to both economic and environmental reasons, magnetic nanoparticles have taken up a special position in organic syntheses either as support or catalyst [26-29].

Using them as support to prepare heterogeneous catalyst, results in the straightforward separation of catalyst from the reaction mixture. We have therefore turned our attention to these systems [30]. Focusing on the pharmacological importance of 4(3*H*)-quinazolinones, and wide application of metallic nanoparticles in different fields [31-33], we wish to introduce a convenient protocol to prepare 2,3-disubstituted quinazolinones via one-pot three-component condensation reaction between isatoic anhydride, acylchlorides, and amines in the presence of propylsulfamic acid functionalized magnetic hydroxyapatite nanoparticle [γ -Fe₂O₃-HAp-(CH₂)₃-NHSO₃H].

EXPERIMENTAL

General

Melting points were taken on a Kofler hot stage apparatus and are uncorrected. ¹H- and ¹³C-NMR spectrum was recorded on Bruker FT-500, using TMS as an internal standard. The elemental analysis was performed with an Elementar Analysen system GmbH VarioEL CHNS mode. All reagents and solvents were purchased from Aldrich and Merck, and used without any purification.

Synthesis of nanocalayst *n*-propylsulfamic acid supported on HAp-encapsulated- γ -Fe₂O₃ [γ -Fe₂O₃-HAp-(CH₂)₃-NHSO₃H]

To manufacture the catalyst, first HAp-encapsulated γ -Fe₂O₃ was prepared according to the previously reported method [30]. A mixture of FeCl₂·4H₂O (368 mg, 1.85 mmol) and FeCl₃·6H₂O (1 g, 3.7 mmol) were dissolved in 30 mL deionized water (DW) under Ar atmosphere at r.t, then a 25% NH₄OH solution (10 mL) was added. Then, 500 mg of magnetic hydroxyapatite was suspended in a solution of 150 mL of dry toluene and 3-aminopropyltrimethoxysilane (92 mg, 0.5 mmol). The mixture was refluxed under Ar atmosphere at 100 °C for 48 h. The solid residue was separated by an external magnet, washed with EtOH, and dried under vacuum for 24 h at 50 °C after soxhlet extraction by hot EtOH to give the solid surface bonded amine group [γ -Fe₂O₃-

HAp-(CH₂)₃-NH₂] at a loading ~ 0.75 mmolg⁻¹ (calculated by the back-titration analysis). Next, chlorosulfonic acid (ClSO₃H) (8.6 mmol, 1 g) was added to 10g of [γ -Fe₂O₃-HAp-(CH₂)₃-NH₂] at r.t over 30 min. The mixture was stirred vigorously for 6 h. The resulted magnetic nanoparticles were separated by an external magnet and washed with hot EtOH, deionized water, and diethyl ether and then dried under vacuum at r.t. to give [γ -Fe₂O₃-HAp-(CH₂)₃-NHSO₃H] at a loading 0.75 mmolg⁻¹ (calculated back-titration and ion exchange pH analysis).

Typical Procedure for preparation of 4(3*H*)-Quinazolinones

A mixture of isatoic anhydride (1) (2.0 mmol), amine (2a-c) (2.2 mmol), acylchloride (3a-g) (2.2 mmol), and [γ -Fe₂O₃-HAp-(CH₂)₃-NHSO₃H] (10 mg, 0.75 mol %) in DCM (1 mL) were stirred at 40 °C until completion (2h). In all cases, the progress of the reaction was monitored by TLC. After 2 h, the reaction mixture was diluted with DCM. The catalyst separated by a magnet device, washed with diethyl ether and dried to reuse in the next runs. The organic layer was washed with the saturated aqueous NaCl solution (5 mL), and water (10 mL). The organic layer was dried over anhydrous Na₂SO₄ and filtered. The filtrate was concentrated under vacuum and the residue was recrystallized from 96% EtOH to give 2, 3-disubstituted 4-(3*H*)-quinazolinone derivatives in high yield.

2,3-Diphenyl-3,4-Dihydroquinazolin-4-one (4a)

¹HNMR (400 MHz, CDCl₃, ppm) δ =7.13-7.16 (m, 2H), 7.20-7.24 (m, 2H), 7.27-7.34 (m, 6H), 7.50-7.53 (m, 1H), 7.81-7.85 (m, 2H), 8.22 (d, *J*=8.0 Hz, 1H); ¹³CNMR (100 MHz, CDCl₃, ppm) δ = 122.1, 128.3, 128.4, 128.9, 129.1, 129.5, 130.1, 130.3, 130.5, 135.8, 136.2, 138.9, 148.6, 154.3, 163.5.

2-Phenyl-3-(*p*-tolyl)-Quinazoline-4(3*H*)-one (4b)

¹HNMR (400 MHz, CDCl₃, ppm) δ =2.18 (s, 3H), 7.02-7.05 (m, 2H), 7.11-7.15 (m, 2H), 7.21-7.25 (m, 3H), 7.33-7.38 (m, 2H), 7.50-7.53 (m, 1H), 7.73 (s, 2H), 8.31 (d, *J*=7.5 Hz, 1H); ¹³CNMR (100 MHz, CDCl₃, ppm) δ =20.1, 120.3, 126.1, 127.5, 127.7, 128.4, 128.6, 129.0, 129.2, 129.5, 134.5, 135.4, 135.9, 138.1, 146.2, 154.2, 161.8.

2-(*p*-Tolyl)-3-Phenyl-Quinazoline-4(3*H*)-one (4c)

¹HNMR (400 MHz, CDCl₃, ppm) δ =2.25 (s, 3H); 7.11 (d, *J*=7.5 Hz, 2H), 7.18 (d, *J*=8Hz, 2H), 7.25 (d, *J*=8 Hz, 2H), 7.32-7.38 (m, 3H), 7.55 (s, 1H), 7.88 (s, 2H), 8.39 (d, *J*=7.5 Hz, 1H); ¹³C NMR (100 MHz, CDCl₃, ppm) δ =20.5, 122.2, 126.4, 126.8, 127.5, 128.4, 128.8, 129.0, 129.3, 133.8, 134.6, 136.7, 140.5, 146.8, 156.5, 162.1.

2-(4-Chlorophenyl)-3-phenyl-(3H)-quinazolin-4-one (4d)

¹HNMR (400 MHz, CDCl₃, ppm) δ= 7.15-7.22 (m, 4H); 7.29-7.36 (m, 4H), 7.53-7.58 (m, 2H), 7.80 (s, 1H), 8.35 (d, *J*=7.5 Hz, 2H); ¹³CNMR (100 MHz, CDCl₃, ppm) δ= 122.0, 127.4, 127.6, 127.9, 128.5, 128.8, 129.3, 129.7, 130.8, 134.1, 134.5, 135.7, 137.8, 147.8, 154.5, 162.5.

2-(2-Chlorophenyl)-3-phenyl-quinazolin-4-one (4e)

¹HNMR (400 MHz, CDCl₃, ppm) δ= 7.05 (s, 1H), 7.15-7.20 (m, 3H), 7.25 (s, 1H), 7.26-7.32 (m, 3H), 7.40 (s, 1H), 7.55-7.59 (m, 1H), 7.83-7.86 (m, 2H), 8.24 (d, *J*=8.0 Hz, 1H); ¹³CNMR (100 MHz, CDCl₃, ppm) δ= 120.3, 126.9, 127.3, 127.6, 127.8, 128.3, 129.0, 129.5, 130.2, 130.6, 132.8, 133.4, 134.2, 135.3, 147.3, 152.3, 162.4.

3-(4-chlorophenyl)-2-Phenyl-quinazolin-4(3H)-one (4f)

¹HNMR (400 MHz, CDCl₃, ppm) δ= 7.08-7.11 (m, 2H); 7.27-7.34 (m, 7H), 7.55 (t, *J*=7.6 Hz, 1H), 7.74 (t, *J*=7.3 Hz, 1H), 7.92-7.96 (m, 1H), 8.36 (d, *J*=7.5 Hz, 1H); ¹³CNMR (100 MHz, CDCl₃, ppm) δ= 121.4, 126.2, 126.3, 127.2, 128.5, 129.2, 129.3, 129.8, 130.6, 133.5, 134.4, 135.2, 137.3, 145.4, 155.5, 161.3.

3-(4-Methoxyphenyl)-2-phenyl-(3H)-quinazolin-4-one (4g)

¹HNMR (400 MHz, CDCl₃, ppm) δ= 3.85 (s, 3H), 6.80-6.85 (m, 2H), 7.01-7.05 (m, 2H), 7.27 (s, 3H), 7.33-7.37 (m, 2H), 7.52 (t, *J*=7.2 Hz, 1H), 7.80-7.84 (m, 2H), 8.21 (d, *J*=7.5 Hz, 1H); ¹³CNMR (100 MHz, CDCl₃, ppm) δ= 3.42, 118.3, 122.7, 126.4, 126.9, 127.2, 128.2, 128.7, 129.4, 130.2, 130.7, 133.2, 134.2, 145.2, 153.2, 160.1, 163.4.

2-(4-Methoxyphenyl)-3-phenyl-4(3H)-quinazolinone (4h)

¹HNMR (400 MHz, CDCl₃, ppm) δ= 3.84 (s, 3H); 6.84 (d, *J*=8.0 Hz, 2H), 7.21 (d, *J*=8.0 Hz, 2H), 7.30-7.36 (m, 5H), 7.51 (s, 1H), 7.71-7.77 (m, 2H), 8.30 (d, *J*=8.0 Hz, 1H); ¹³CNMR (100 MHz, CDCl₃, ppm) δ= 54.5, 113.4, 121.8, 126.0, 126.3, 126.6, 127.4, 128.2, 129.1, 129.3, 131.4, 135.6, 139.1, 146.5, 155.7, 161.2, 162.8.

2-Phenyl-3-o-tolyl-3H-quinazolin-4-one (4i)

¹HNMR (400 MHz, CDCl₃, ppm) δ= 2.15 (s, 3H), 7.04-7.08 (m, 1H), 7.15-7.21 (m, 6H), 7.30-7.35 (m, 2H) 7.60 (t, *J*=7.2 Hz, 1H), 7.73-7.78 (m, 2H), 8.20 (d, *J*=8.0 Hz, 1H); ¹³CNMR (100 MHz, CDCl₃, ppm) δ= 18.2, 122.4, 125.3, 126.3, 127.5, 127.7, 127.8, 128.3, 128.4, 129.3, 129.8, 130.2, 133.8, 134.2, 135.2, 143.1, 154.6, 155.0, 162.3.

RESULTS AND DISCUSSION

Silica-coated uniform maghemite γ -Fe₂O₃ core-shell particles were synthesized by a chemical coprecipitation technique of Fe²⁺ and Fe³⁺ ions in alkaline solution and tetraethyl orthosilicate (TEOS), then

propyl sulfamic acid functionalization was achieved by surface modification of γ -Fe₂O₃@SiO₂ using aminopropyl trimethoxy silane, subsequently by chlorosulfonic acid. The transmission electron microscopy (TEM) image of the synthesized nanocatalyst [γ -Fe₂O₃-HAp-(CH₂)₃-NHSO₃H] was shown in Fig. 1.

Amides are attractive starting materials because they are easily available, but amides themselves are rarely used as precursors in organic synthesis due to their relative stability. The nitrogen atom in amide functional group, donates its lone pair electrons to carbon-nitrogen bond, which leads to decrease the electrophilicity of carbonyl group and nucleophilicity of nitrogen group. Due to this fact, there are several reports to activate the amide moiety [34].

We believed that [γ -Fe₂O₃-HAp-(CH₂)₃-NHSO₃H] was found to be useful for our purpose. The three component one-pot condensation of isatoic anhydride 1, benzoyl chloride 2a, and aniline 3a was selected as a model reaction. The reaction condition including the solvents, the amount of [γ -Fe₂O₃-HAp-(CH₂)₃-NHSO₃H], reaction time and required temperature was optimized. As shown in Table 1, among three different solvents and conditions, CH₂Cl₂, 40 °C, and 10 mg (0.75 mol%) leads to the best results. It was observed that no quinazolinone 4a is formed in the absence of [γ -Fe₂O₃-HAp-(CH₂)₃-NHSO₃H], and also using the higher amounts of [γ -Fe₂O₃-HAp-(CH₂)₃-NHSO₃H] show no significant improvement in this reaction.

Then, a wide range of structurally diverse acyl chlorides 2, amines 3, and isatoic anhydrides 1 were reacted under the optimum conditions (Fig. 2) and the results are summarized in Table 2.

In all cases, the three component reaction proceeded smoothly to afford the corresponding 4(3H)-quinazolinone derivatives in good to excellent yields. The results also showed that aliphatic and aromatic amines reacted to give the corresponding quinazolinones in good yields. Also it is found that amines or acyl halides having an electron-donating or electron withdrawing group tolerated the cyclization reaction to give the corresponding quinazolinone in satisfactory yields.

It is concluded that this procedure is an efficient method for the preparation of quinazolinone derivatives from isatoic anhydride, acylhalides and amines under mild conditions. The observed and literature melting points are in Table 2.


Fig. 1. TEM image of $[\gamma\text{-Fe}_2\text{O}_3\text{-HAp-(CH}_2\text{)}_3\text{-NHSO}_3\text{H}]$ catalyst.

Table 1: Optimization of reaction conditions.

Entry	Solvent, Condition, $[\gamma\text{-Fe}_2\text{O}_3\text{-HAp-(CH}_2\text{)}_3\text{-NHSO}_3\text{H}]$	Yield
1	DMF; 110°C, 2h; 10 mg	90
2	DMF; r.t., 2h; 10 mg	45
3	DMF; r.t., 2h; 20 mg	57
4	DCM; 110°C, 2h; 10 mg	90
5	DCM; r.t., 2h; 10 mg	35
6	DCM; 40°C, 2h; 10 mg	94
7	DCM; 40°C, 2h; 20 mg	96

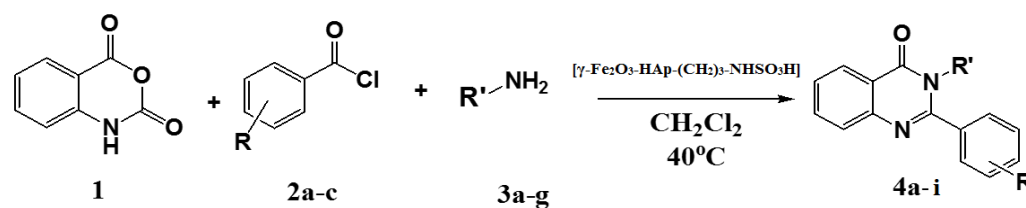


Fig. 2. One-pot synthesis of 2,3-disubstituted 4-(3H)-Quinazolinone derivatives.

Finally, the reusability of the catalyst was explored. To this purpose, after reaction completion, the catalyst was recovered using an external magnet, washed with H_2O and EtOH and then oven-dried at 80 °C overnight. A new reaction was then performed with fresh reactants under identical conditions. Using this approach, our catalyst was reused for at least 3 times without any

further treatment while no appreciable loss in the catalytic activity was observed (Fig. 3).

CONCLUSION

In conclusion, we have developed a convenient one-pot approach for the synthesis of 4(3H)-quinazolinone derivatives from isatoic anhydride, different amines and

Table 2: Synthesis of Quinazolinone derivatives.

Product	R	R'	Yield	Observed Temperature	Literature referen ce
4a	C ₆ H ₅	C ₆ H ₅	94	159-160	[35,36]
4b	C ₆ H ₅	4-Me C ₆ H ₅	78	178-179	[35,36]
4c	4-Me C ₆ H ₅	C ₆ H ₅	80	173-175	[35,36]
4d	4-Cl C ₆ H ₅	C ₆ H ₅	84	172-174	[35,36]
4e	2-Cl C ₆ H ₅	C ₆ H ₅	87	196-199	[35,36]
4f	C ₆ H ₅	4-Cl C ₆ H ₅	86	196-199 ¹	[35,36]
4g	C ₆ H ₅	4-MeO C ₆ H ₅	85	198-200	[35,36]
4h	4-MeO C ₆ H ₅	C ₆ H ₅	88	178-180	[35,36]
4i	2-Me C ₆ H ₅	C ₆ H ₅	89	172-175	[35,36]

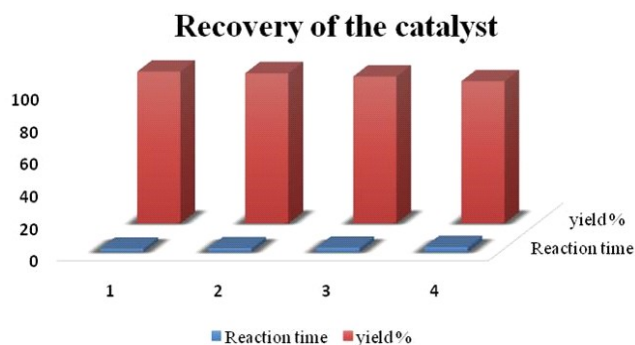


Fig. 3. The recovery of catalyst in the synthesis of compound 4a.

acyl chlorides via the electrophilic activation of amides using the catalytic amount of $[\gamma\text{-Fe}_2\text{O}_3\text{-HAp-(CH}_2\text{)}_3\text{-NHSO}_3\text{H}]$. The present method is concise and highly efficient, and also the substrates are readily available. The efficiency, mild conditions, short reaction time, easy isolation of the products, simplicity and high yields are some of the remarkable synthetic advantages of this protocol. In addition, due to the magnetic properties, the catalyst was easily separated from the reaction mixture by using an external magnet and a reusability of up to four times without any significant decrease in activity has been demonstrated.

REFERENCES

- [1] Mhaske S. B., Argade N. P., (2006), The chemistry of recently isolated naturally occurring quinazolinone alkaloids. *Tetrahed.* 62: 9787-9826.
- [2] Stephenson K. A., Wilson A. A., Houle S., Vasdev N., (2011), Synthesis and in vitro evaluation of derivatives of the Bhyperlink. *Bioorg. Med. Chem. Lett.* 21: 5506-5509.
- [3] Potter R., Horti A. G., Ravert H. T., Holt D. P., Finley P., Scheffel U., Dannals R. F., Wahl R. L., (2011), Division of Nuclear Medicine, Department of Radiology. *Bioorg. Med. Chem.* 19: 2368-2372.
- [4] Wolfe J. F., Rathman T. L., Sleevi M. C., Campbell J. A., Greenwood T. D., (1990), Synthesis and anticonvulsant activity of some new 2-substituted 3-aryl-4(3H)-quinazolinones. *J. Med. Chem.* 33: 161-166.
- [5] Kenichi O., Yoshihisa Y., Toyonari O., Toru I., Yoshio I., (1985), Studies on 4(1H)-Quinazolinones. 5. Synthesis and Antiinflammatory Activity of 4(1H)-Quinazolinone Derivatives. *J. Med. Chem.* 28: 568-576.
- [6] Kurogi Y., Inoue Y., Tsutsumi K., Nakamura S., Nagao K., Yohsitsugu H., Tsuda Y., (1996), Synthesis and Hypolipidemic Activities of Novel 2-[4-(Diethoxyphosphoryl)methyl]phenyl]quinazolines and 4(3H)-Quinazolinones. *J. Med. Chem.* 39: 1433-1437.
- [7] Cao S. L., Feng Y. P., Jiang Y. Y., Liu S. Y., Ding G. Y., Li R. T., (2005), Synthesis and in vitro antitumor activity of 4(3H)-quinazolinone derivatives with dithiocarbamate side chains. *Bioorg. Med. Chem. Lett.* 15: 1915-1917.
- [8] Terashima K., Shimamura H., Kawase A., Tanaka Y., Tanimura T., Kamisaki T., Ishizuka Y., Sato M., (1995), Studies on Antiulcer Agents. IV. Antitumor Effects of 2-Benzylthio-5, 6, 7, 8-tetrahydro-4(3H)-quinazolinones and Related Compounds. *Chem. Pharm. Bull.* 43: 2021-2023.
- [9] Armarego W. L. F., (1967), *Fused Pyrimidines, Part 1: Quinazolines*; Interscience: New York.
- [10] Adib M., Sheikhi E., Bijanzadeh H. R., (2012), One-Pot Three-Component Synthesis of 4(3H)-Quinazolinones from Benzyl Halides, Isocto Anhydride and Primary Amines. *Synlett.* 23: 85-88.
- [11] Dabiri M., Salehi P., Khajavi M. S., Mohammadi A. A., (2004), Microwave-assisted One-Pot Three Component Synthesis of Some New 4(3H)-Quinazolinone Derivatives. *Heterocyc.* 63: 1417-1421.
- [12] Chen J., Su W., Wu H., Liu M., Jin, C., (2007), Eco-friendly synthesis of 2,3-dihydroquinazolin-4-ones in ionic liquids or ionic liquid-water without additional catalyst. *Green Chem.* 9: 972-975.
- [13] Dabiri M., Salehi P., Baghbanzadeh M., Ionic Liquid

- Promoted Eco-friendly and Efficient Synthesis of 2,3-Dihydroquinazolin-4(1H)-ones. *Monatsh. Chem.* 138: 1191-1194.
- [14] Khalafi-Nezhad A., Haghghi S. M., Purkhosrow A., Panahi F., (2012), An Efficient One-Pot Access to Quinazolinone Derivatives Using TiO_2 Nanoparticles as Catalyst: Synthesis and Vasorelaxant Activity Evaluation. *Synlett.* 23: 920-924.
- [15] Hikawa H., Ino Y., Suzuk I., Yokoyama Y., (2012), Pd-Catalyzed Benzylic C-H Amidation with Benzyl Alcohols in Water: A Strategy To Construct Quinazolinones. *J. Org. Chem.* 77: 7046-7051.
- [16] Dabiri M., Baghbanzadeh M., Delbari A. S., (2008), Novel and Efficient One-Pot Tandem Synthesis of 2-Styryl-Substituted 4(3H)-Quinazolinones. *J. Comb. Chem.* 10: 700-703.
- [17] Nagashima T., Chu Q., (2007), Fluorous synthesis of sclerotigenin-type benzodiazepine-quinazolinones. *Tetrahedron Lett.* 49: 563-565;
- [18] Baghbanzadeh M., Dabiri M., Salehi P., (2008), New Efficient Method for the Three-Component Synthesis of 4(3H)-Quinazolinones. *Heterocyc.* 75: 2809-2815.
- [19] Abdel-Jalil R. J., Volter W., Saeed M., (2004), A novel method for the synthesis of 4(3H)-quinazolinones. *Tetrahedron Lett.* 45: 3475-3476.
- [20] Wang G. W., Miao C. B., Kang H., (2006), Benign and Efficient Synthesis of 2-Substituted 4(3H)-Quinazolinones Mediated by Iron(III) Chloride Hexahydrate in Refluxing Water. *Bull. Chem. Soc. Jap.* 79: 1426-1430.
- [21] Lingaiah B. V., Ezekiel G., Yakaiah T., Reddy G. V. T., Rao P. S., (2006), An Efficient and Recyclable Heterogeneous Catalyst for the One-Pot Synthesis of 2,3-Disubstituted 4-(3H)-Quinazolinones under Solvent-Free Microwave Irradiation Conditions. *Synlett.* 15: 2507-2509.
- [22] Rad Moghadam K., Mamghani M., Samavi L., (2006), Convergent One Pot Synthesis of 3 Substituted Quinazolin-4(3H)-ones under Solvent-Free Conditions. *Synth. Commun.* 36: 2245-2252.
- [23] Arundhathi R., Damodara D., Likhar P. R., Kantam M. L., Saravanan P., Magdaleno T., Kwon S. H., (2011), Fe_3O_4 @mesoporouspolyaniline: A Highly Efficient and Magnetically Separable Catalyst for Cross-Coupling of Aryl Chlorides and Phenols. *Adv. Synth. Catal.* 353: 2875-2883.
- [24] Yang S., Wu C., Zhou H., Yang Y., Zhao Y., Wang C., Yang W., Xu J., (2013), An Ullmann C-O Coupling Reaction Catalyzed by Magnetic Copper Ferrite Nanoparticles. *Adv. Synth. Catal.* 355: 53-58.
- [25] Cano R., Yus M., Ramon J., (2012), Impregnated Platinum on Magnetite as an Efficient, Fast, and Recyclable Catalyst for the Hydrosilylation of Alkynes. *ACS Catal.* 2: 1070-1078.
- [26] Saidi A., Mirzaei M., (2015), MCR of the quenching of the EEM of fluorescence of Aflatoxins (B1, G1) by Gold nanoparticles. *Int. J. Nano Dimens.* 6: 31-38.
- [27] Otoufi M. K., Shahtahmasebebi N., Kompany A., Goharshadi E., (2014), A systematic growth of Gold nanoseeds on Silica for Silica@Gold core-shell nanoparticles and investigation of optical properties. *Int. J. Nano Dimens.* 5: 525-531.
- [28] Kiani G. R., Saghatforoush L., Mahdavinia G. R., Geckeler K. E., (2011), Synthesis of gold nanoparticles: a new approach in using a nanoporous membrane in conjunction with ultrasonication. *Int. J. Nano Dimens.* 1: 275-278.
- [29] Zeng T., Chen W., Cirtiu C. M., Moores A., Song G., Lee C. G., (2010), Fe_3O_4 nanoparticles: a robust and magnetically recoverable catalyst for three-component coupling of aldehyde, alkyne and amine. *Green Chem.* 12: 570-573.
- [30] Sheykhan M., Mamani L., Ebrahimi A., Heydari A., (2011), Sulfamic acid heterogenized on hydroxyapatite-encapsulated $\gamma\text{-Fe}_2\text{O}_3$ nanoparticles as a magnetic green interphase catalyst. *J. Mol. Catal. A: Chem.* 335: 253-261.
- [31] Saidi A., Mirzaei M., (2015), MCR of the quenching of the EEM of fluorescence of Aflatoxins (B1, G1) by Gold nanoparticles. *Int. J. Nano Dimens.* 6: 31-38.
- [32] Otoufi M. K., Shahtahmasebebi N., Kompany A., Goharshadi E., (2014), A systematic growth of Gold nanoseeds on Silica for Silica@Gold core-shell nanoparticles and investigation of optical properties. *Int. J. Nano Dimens.* 5: 525-531.
- [33] Kiani G. R., Saghatforoush L., Mahdavinia G. R., Geckeler K. E., (2011), Synthesis of gold nanoparticles: A new approach in using a nanoporous membrane in conjunction with ultrasonication. *Int. J. Nano Dimens.* 1: 275-278.
- [34] Charette A. B., Grenon M., Lemire A., Pourashraf M., Martel J., (2001), Practical and Highly Regio- and Stereoselective Synthesis of 2-Substituted Dihydropyridines and Piperidines: Application to the Synthesis of (-)-Coniine. *J. Am. Chem. Soc.* 123: 11829-11830.
- [35] Dabiri M., Salehi P., Mohammadi A. A., Baghbanzadeh M., (2005), One Pot Synthesis of Mono and Disubstituted (3H) Quinazolin 4 ones in Dry Media Under Microwave Irradiation. *Synth. Commun.* 35: 279-287.
- [36] Bhat B. A., Sahu D. P., (2004), One Pot Synthesis of 4(3H) Quinazolinones. *Synth. Commun.* 34: 2169-72.

How to cite this article: (Vancouver style)

Dadgar M. and Milani Kalkhorani N., (2015), $[\gamma\text{-Fe}_2\text{O}_3\text{-HAp-(CH}_2\text{)}_3\text{-NH}_2\text{SO}_3\text{H}]$ nanoparticles as a highly efficient and magnetically separable catalyst for green one-pot synthesis of 4(3H)-Quinazolinones. *Int. J. Nano Dimens.* 6(5): 473-478.

DOI: [10.7508/ijnd.2015.05.004](https://doi.org/10.7508/ijnd.2015.05.004)

URL: http://ijnd.ir/article_15291_1117.html